

Create a TaxSlayer Practice Lab Account

Go to <https://vita.taxslayerpro.com/IRSTraining/en/Account/Login>

Access Link & Learn Taxes

Hello,

Welcome to the Electronic Tax Software Practice Lab for VITA/TCE volunteers. When you enter this site, you will be able to prepare tax returns to practice what you just learned in Link & Learn Taxes. We recommend that you use the problems and exercises contained in Publication 4491 W, VITA/TCE Workbook, Comprehensive Problems and Practice Exercises. These problems and exercises were specifically designed to cover the types of tax returns that VITA/TCE volunteers encounter at their volunteer sites.

To access the practice lab enter below the password you received from the IRS or your site coordinator. If you do not know the password please contact your site coordinator or local IRS Relationship Manager.

If you are not currently a VITA/TCE volunteer and would like to become a volunteer, please click here to get started: <https://www.irs.gov/Individuals/IRS-Tax-Volunteers>. Your information will be forwarded to sponsoring partners in your area for further contact. You will be contacted within 2 weeks after you have submitted your information.

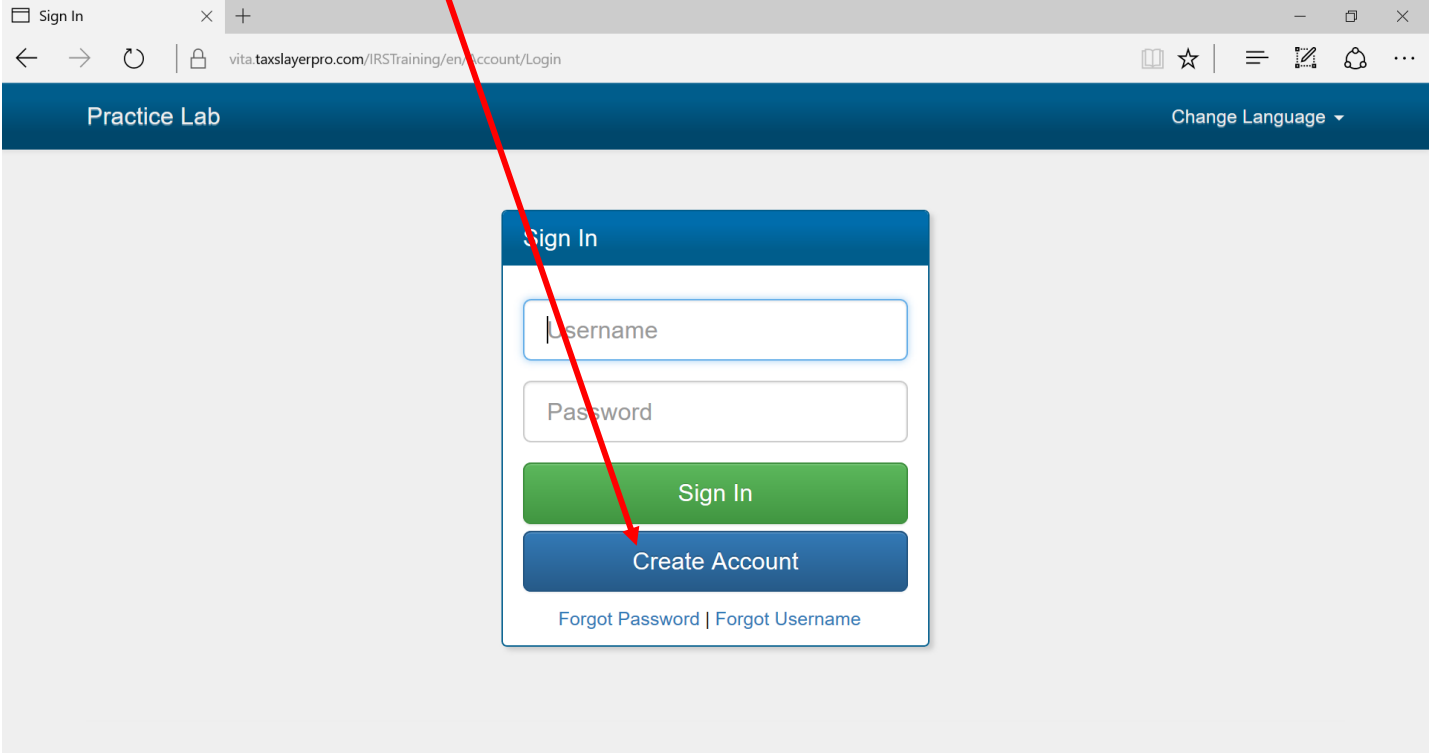
Enter Password

Enter the universal password **TRAINPROWEB** using ALL capital letters.

Click on **Login**.

Create a TaxSlayer Practice Lab Account

Click on **Create Account**.



- When asked for **Program Type**, select “AARP Tax-Aide” or “VITA.”
- When asked for **Site Identification Number (SIDN)**, leave it blank.

Create New Account

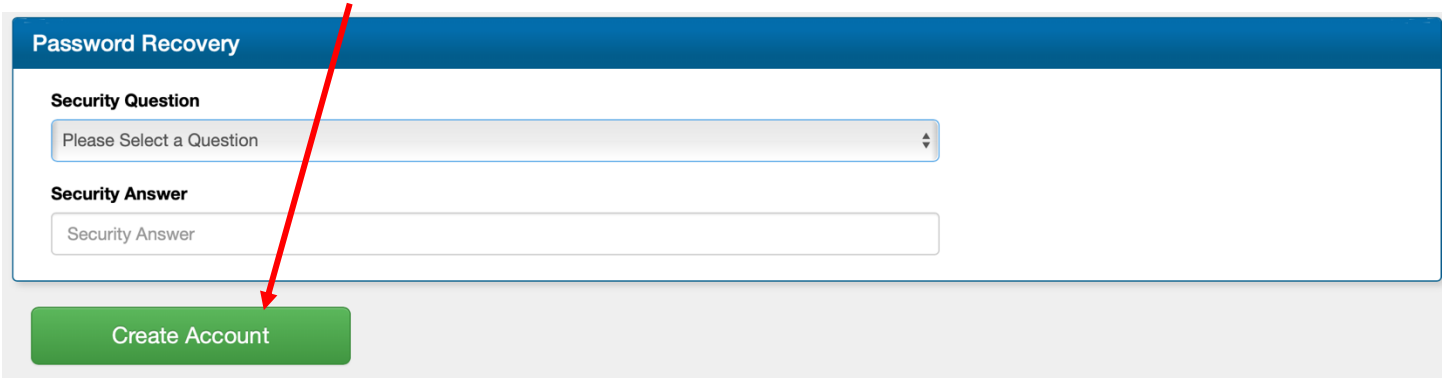
Account Information

Email Address <input type="text" value="Email Address"/>	Confirm Email Address <input type="text" value="Confirm Email Address"/>	Required
Username <input type="text" value="Username"/>		
Password <input type="password" value="Password"/>	Confirm Password <input type="password" value="Confirm Password"/>	
Program Type <input type="text" value="Please Select"/>		Required
Site Identification Number (SIDN) <input type="text" value="Site Identification Number (SIDN)"/>		

Create a TaxSlayer Practice Lab Account

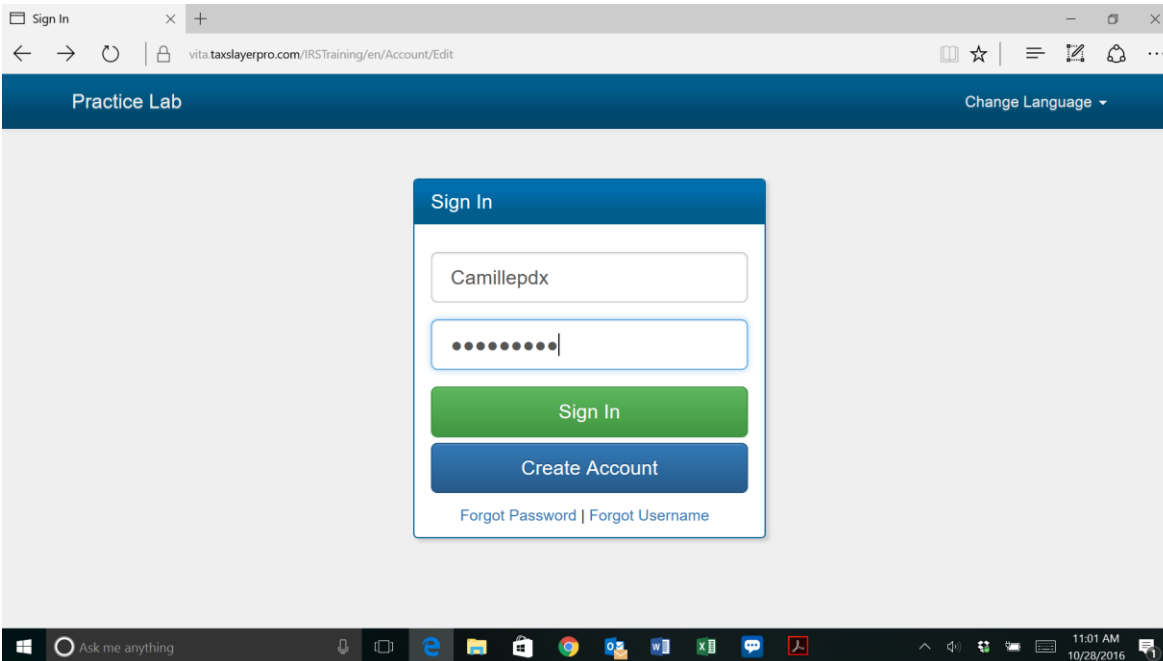
Fill out the security questions so that you can recover your password. We are unable to recover it for you.

Click on **Create Account**



The screenshot shows a 'Password Recovery' form. It has a blue header with the text 'Password Recovery'. Below the header, there are two input fields: 'Security Question' with a dropdown menu showing 'Please Select a Question' and 'Security Answer' with a text input field. At the bottom of the form is a green button labeled 'Create Account'. A red arrow points from the top of the form down to the 'Create Account' button.

Sign in using your new username and password



The screenshot shows a web browser window with the URL 'vita.taxslayerpro.com/IRSTraining/en/Account/Edit'. The page title is 'Practice Lab' and there is a 'Change Language' dropdown menu. The main content is a 'Sign In' form with a blue header. The form has two input fields: the first contains the username 'Camillepdx' and the second contains a masked password '.....'. Below the input fields are two buttons: a green 'Sign In' button and a blue 'Create Account' button. At the bottom of the form are links for 'Forgot Password' and 'Forgot Username'. The Windows taskbar is visible at the bottom of the browser window.

You are there!

Practice what you learn!

Use the [TaxSlayer Practice Lab](#) throughout the training period.

Password TRAINPROWEB